
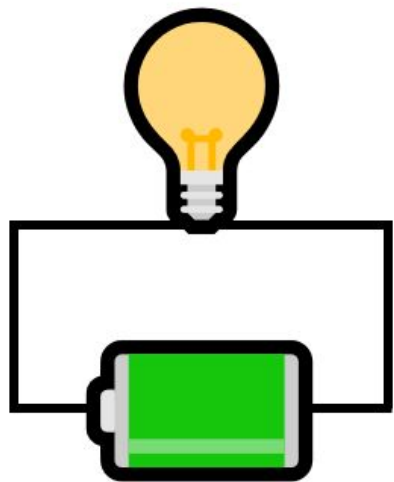




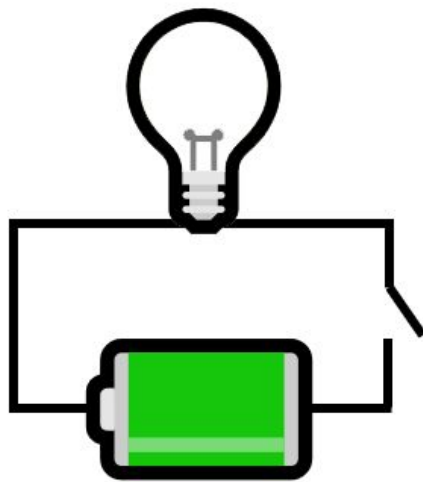
Make Your Keys



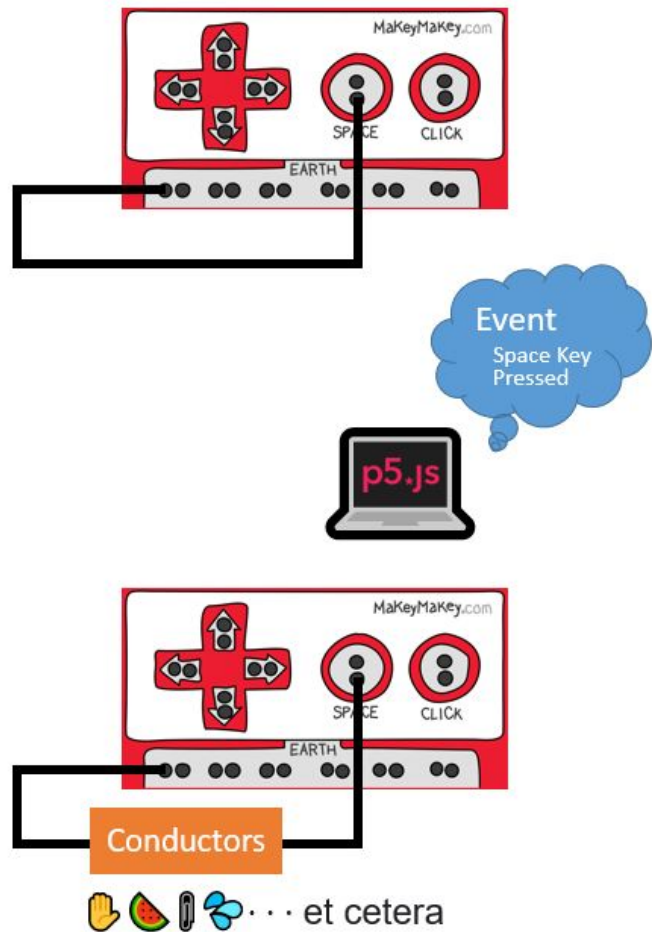
圖片來源：
取自 Makey Makey 網站
<https://makeymakey.com/>

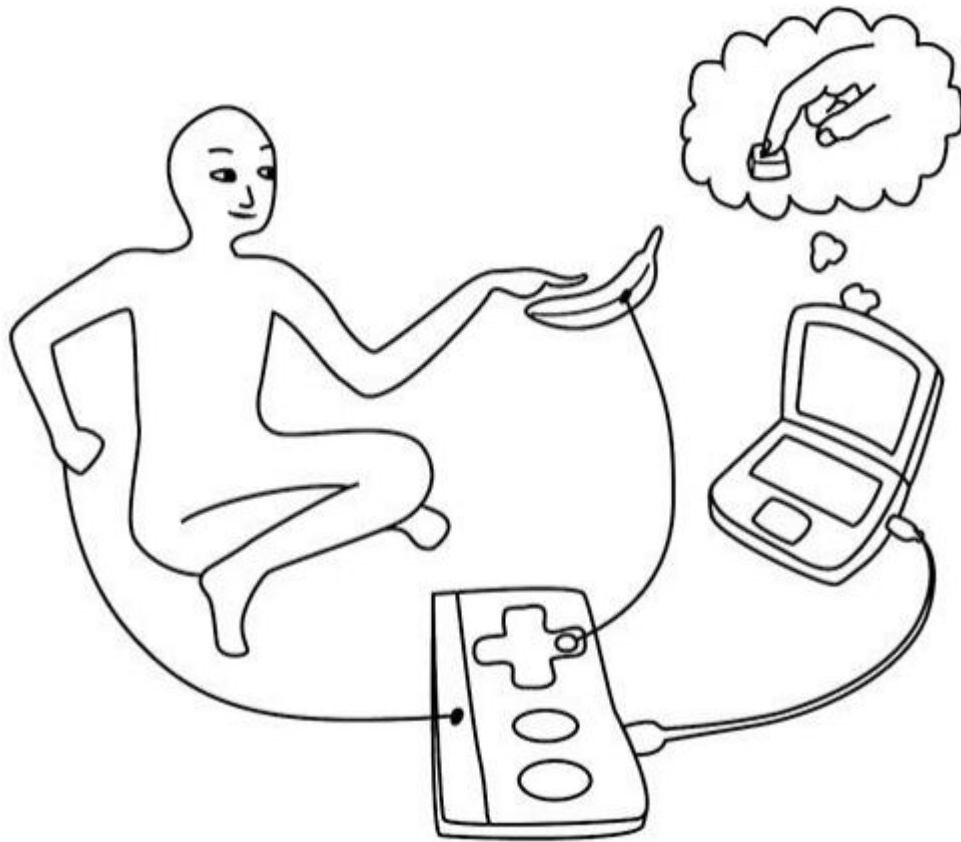


Closed Circuit



Open Circuit







圖片來源：
<https://rnm.gov/DocumentCenter/View/72921/Introduction-to-the-Makey-Makey-Kit>



Supermarket Circuits

Is a banana conductive?

The world is full of conductive objects & materials. Make musical circuits with liquids, fruits, and low cost office supplies.




Build your own sensors

Using foil, pennies, and paper clips, invent sensors just like scientists do.

資料來源：
擷取自Makey Makey 網站：
<https://makeymakey.com/>

Learn **Makey Makey** from official website



🕒 45 min- 1 hr 3-8

**Maker Class Lesson One:
Crafting and Designing
Switches**



🕒 45 min 4-10

**Maker Class Lesson Two:
Hack a Toy**



🕒 45 min 4-10

**Maker Class Lesson Three:
Designing and Crafting
Alarm Systems**


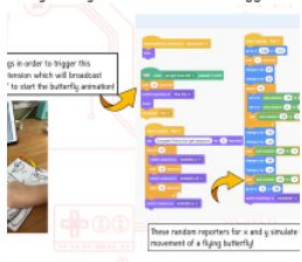


🕒 45 min 4th- 10th

**Maker Class Lesson Four:
Recyclable Tilt Sensors**

資料來源：
擷取自 Makey Makey 網站：
<https://makeymakey.com/pages/how-to>

Makey Makey Secret Code Hat to Trigger Ani



自學Scratch的方法

- 官方教程
<https://scratch.mit.edu/ideas>
- 學習卡
<https://resources.scratch.mit.edu/www/cards/en/scratch-cards-all.pdf>
- Youtube 關鍵字: scratch + tutorial
例如: 我想做馬力歐般的遊戲
https://www.youtube.com/results?search_query=scratch+tutorial+platformer

自學Processing的方法

- 官方教程 (此課程陸續會更新 Processing 官方教程導讀的影片)
<https://processing.org/tutorials>
- The Coding Train
<https://www.youtube.com/watch?v=2VLalr5Ckbs&list=PLHcq5J1Kt3sqVXK9HfQnTkSlpvtvMvEr9>
- 書, 例如
<https://processing.org/books>

專題製作

 Do anything you want !

只要用到 **Scratch / p5.js** 與 **Makey Makey**
以藝術創作的方式進行